

OVERVIEW

The Pathway eLink™ Lighting Protocol Router is designed for entertainment DMX-over-Ethernet systems.

The eLink Lighting Protocol Router is intended specifically for signal routing between distinct Local Area Networks, while maintaining security and isolation between them.

The eLink is able to convert between several popular DMX-over-Ethernet protocols, including **Pathport Protocol**, **sACN (E1.31)**, **Art-Net**, **Strand ShowNet**, and **Pathway ssACN (Secure sACN)**. The eLink can also optionally loop back converted protocols on a single network, when physical isolation of data is not needed.

The eLink is easily configured and upgraded using the freely available software tool, Pathscape. It is also configurable using the Front Panel UI, which consists of the LCD and rotary pushbutton encoder. **NOTE** that some features are not available if configuring the device solely with the front panel.



STATUS INDICATORS

- Port LEDs** Amber. Intermittent blinking indicates valid link to other device. Off indicates link is down.
- LCD Backlight** Will light up when using the front encoder knob. When set to Identify mode using Pathscape, the backlight will flash.

CONNECTIONS

POWER

The eLink can be powered via a Power-over-Ethernet (PoE) source, such as a VIA PoE Switch. The PoE source must be connected to the Primary Port.

The eLink may be powered via DC Power supply between 24-48 VDC, center positive, 2.5mm barrel connector. A screw terminal is provided to connect the device to earth ground.

ETHERNET

The eLink has two RJ45 etherCON ports on the rear of the device: the Primary Port, and Secondary Port. The Primary Port should be connected to the main/source network (and PoE source). The Secondary Port should be connected to the downstream network.

Each etherCON port has a status LED: to the left of the Primary Port, and to the right of the Secondary Port. The LEDs will light up amber when a link is established, and will flash when there is network activity. If the LEDs are off, there is no active link.

CONTACT CLOSURE INTERFACE (CCI)

There is a dry contact closure input on the rear panel. Shorting the two terminals will activate the associated function. The Contact Closure can activate DMX Hold on a per Data Path basis, and more functions may be added in future firmware updates.

INSTALLATION

Disconnect all power before proceeding with installation.

Securely mount device to rack unit, if applicable. Connect the DC input or PoE source to the Primary Port. The eLink will boot up, which may take 15-20 seconds.

Attach network cable to downstream network (Secondary Port). Open **Pathscape** on a PC on the same network as the device. Add the eLink to a **Security Domain**.

The system is now ready for configuration and testing.

CONFIGURATION

For detailed instructions on operation of the eLink, please see the eLink manual available on the Pathway website.

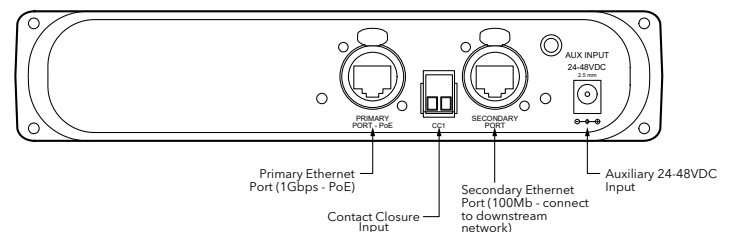
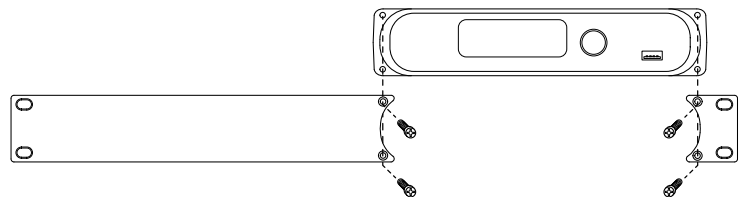
All field configuration of eLink is recommended to be done with **Pathscape** software.

Download the software from www.pathwayconnect.com and install.

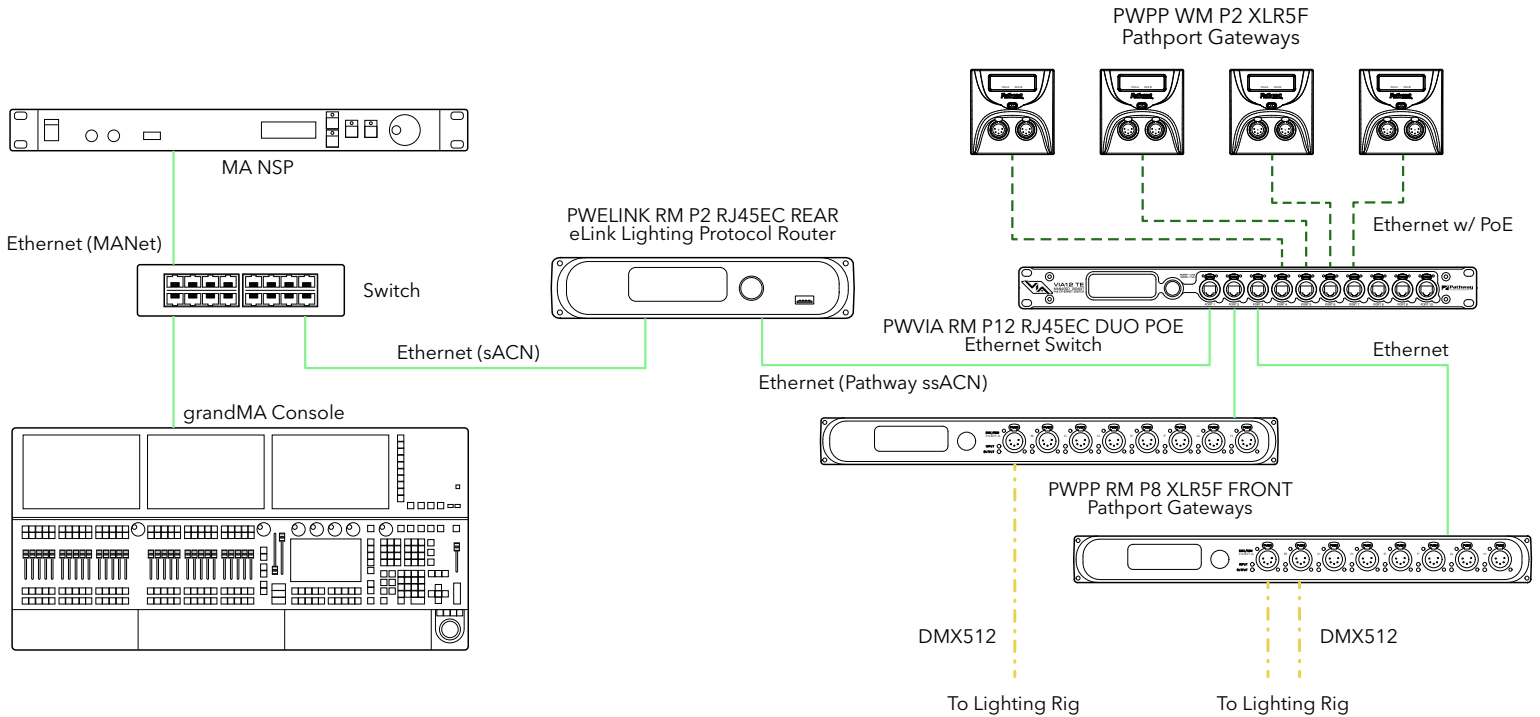
Before configuring and using the eLink, you must add it to a **Security Domain** using Pathscape.

Set computer's IP to a static address in the 10.x.x.x range, with a subnet mask of 255.0.0.0 and default gateway of 10.0.0.1. No configuration of the computer's DNS settings should be required. Plug into the eLink and launch the software. Discovery will be automatic.

Refer to additional eLink and Pathscape documentation for description of configuration options.



APPLICATION EXAMPLE



ELECTRICAL INFORMATION

- Power input:
 - Power-over-Ethernet (PoE): Class 1 Device, 4.2W Maximum
 - Auxiliary DC Input: 24-48VDC, 175mA Maximum current draw

COMPLIANCE

- ANSI E1.31 sACN - Streaming streaming ACN
- IEEE 802.3af Power-over-Ethernet
- California Title 1.81.26, Security of Connected Devices
- CE
- RoHS 2011/65/EU + A1 2015/863

PHYSICAL

- 8.6"W x 1.7"H x 7.0"D (218mm x 43mm x 178mm)
- 2.3 lbs (1.0 kg)
- Operating Conditions: 32°F-122°F (0°C to 50°C); 5-95% relative humidity, non-condensing

ACCESSORIES

PWPWR WW BARL 24W 24VDC	Power Supply, Wallwart, Barrel, 24 Watts, 24 Volts DC
PWACC TMSM	Pathway Accessory, Small Rack-mount to Truss mount kit
PWACC WMSM	Pathway Accessory, Small Rack-mount to Wall-mount kit